

## **RUSSELL SIMPSON**

Impressive duplex flat with balcony  
and garden to rent close to  
Kensington High Street

STAFFORD TERRACE  
KENSINGTON W8


# Stafford Terrace

£2,500 P/W

BEDROOMS 3	INTERNAL 1,851 <small>SQ FT</small>	OUTDOOR 614 <small>SQ FT</small>	FURNISHED STATUS Furnished
BATHROOMS 2	171 <small>SQM</small>	EPC B	COUNCIL TAX RBKC, G

# The Property

Three-bedroom flat with contemporary interiors on a sought-after street near Holland Park





## Indoor Spaces

Entering the flat on the raised ground floor, the front hall leads through to a formal dining room with south-facing French doors opening onto a balcony. This space communicates with the reception room, with high ceilings and ornate cornices giving a sense of size and splendour. The floor also contains a fitted galley kitchen.






## The Bedrooms

Downstairs is the principal bedroom suite. It has a bathroom with a generous bath and French doors leading out into the garden, as well as a walk-in wardrobe. In addition, this floor contains two more bedrooms, a shared bathroom, considerable storage space and separate street access. The lower floor is decorated in a contemporary style, adding to the appearance of light and space.








## Outdoor Spaces

The property includes a rear terrace with wooden decking and enough space for outdoor seating. From here, a spiral staircase leads down to the paved south-facing garden.







## The Neighbourhood

Stafford Terrace is an impressive street of half-stucco houses built in the late Victorian Era. The many restaurants and shops of Kensington High Street are close, as well as the underground station. In addition, the southern entrance to Holland Park is a short walk away.

Stafford Terrace,  
W8

**Approx Gross Internal Area**  
1,851 sq ft / 172 sq m

**RUSSELL  
SIMPSON**



RAISED GROUND FLOOR



LOWER GROUND FLOOR

This plan is for layout guidance only. Not drawn to scale unless stated. Windows and door openings are approximate. Whilst every care is taken in the preparation of this plan. Please check all dimensions, shapes, and compass bearings before making any decisions reliant upon them.



**RUSSELL  
SIMPSON**

---

## Contact Us

+44 (0) 20 7225 0277

Contact us

[info@russellsimpson.co.uk](mailto:info@russellsimpson.co.uk)

---

## Sydney Street

+44 (0) 20 7225 0277

151A Sydney Street  
London  
SW3 6NT

[chelsea@russellsimpson.co.uk](mailto:chelsea@russellsimpson.co.uk)

---

## Kensington Square

+44 (0) 20 3761 9691

13 Kensington Square  
London  
W8 5HD

[kensington@russellsimpson.co.uk](mailto:kensington@russellsimpson.co.uk)