



## **RUSSELL SIMPSON**

Delightful four-bedroom family  
home in the heart of Chelsea with  
west-facing terrace to rent

ST LUKES STREET  
CHELSEA SW3

St Lukes Street

£4,000 <sub>P/W</sub>

BEDROOMS 4	INTERNAL  1,822 <sub>SQ FT</sub>  169 <sub>SQM</sub>	OUTDOOR  450 <sub>SQ FT</sub>	FURNISHED STATUS  Furnished
BATHROOMS 4		EPC  —	COUNCIL TAX  RBKC, D



## The Property

Surprisingly spacious house close to the King's Road and the gastronomic hub of Chelsea Green

Entering the house on the ground floor, the front door opens directly onto a generous reception room. This includes an open-plan kitchen with a central island, as well as separate dining and seating areas. Full-length bifolding windows and an overhead skylight flood this space with light, while double French doors lead out into the garden.





## Indoor Spaces


Downstairs is an informal seating area with more bifolding doors opening onto a patio with garden access. This floor also contains a pair of ensuite bedrooms, as well as a guest WC and a convenient utility room.






## The Bedrooms

The first floor is entirely occupied by the principal bedroom suite. This consists of a bedroom, a well-proportioned bathroom and a dressing room on the landing. Meanwhile, the second floor offers a fourth ensuite bedroom and west-facing French doors giving access to a balcony.







## Outdoor Spaces

The house includes a paved rear garden with enough space for outdoor eating. It also has a west-facing balcony with room for a table and chairs. Finally, there is a ground-floor storage vault accessed via the front patio.

## The Design

The house has been decorated in a delightful style that combines colourful details with modern convenience. The result is a surprisingly spacious family home in very good condition.



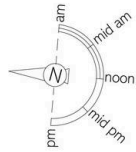




## The Neighbourhood

St Luke's Street is a quiet road in the heart of Chelsea. From here, the restaurants and shops of the King's Road are close, along with Sloane Square underground station. In addition, Chelsea Green is a short walk away, with its wide range of artisanal food shops, while the green spaces and playgrounds of St Luke's Gardens are also nearby.





## St. Lukes Road, SW<sub>3</sub>

**Approximate Internal Area**  
1,822 sq ft / 169 sq m

**Including limited use area**  
7 sq ft / 1 sq m

**Outside Area**  
450 sq ft / 42 sq m

This plan is for layout guidance only. Not drawn to scale unless stated. Windows and door openings are approximate. Whilst every care is taken in the preparation of this plan, please check all dimensions, shapes, and compass bearings before making any decisions reliant upon them.

**RUSSELL  
SIMPSON**



**RUSSELL  
SIMPSON**

---

## Contact Us

+44 (0) 20 7225 0277

151A Sydney Street  
London  
SW3 6NT

[chelsea@russellsimpson.co.uk](mailto:chelsea@russellsimpson.co.uk)

In accordance with the Property Mis-Description Act 1991, the following details have been prepared in good faith, and are not intended to constitute part of an offer or contract. Any information contained herein (whether in the text, plans or photographs) is given in good faith but should not be relied upon as being a statement of representation of fact. Nothing in these Particulars shall be deemed to be a statement that the property is in good condition or otherwise nor that any services or facilities are in good working order. Any measurements of distances referred to herein are approximate only. October 2021